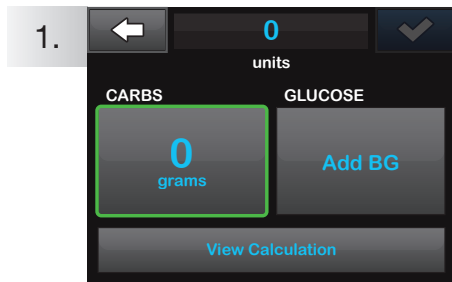


# Deliver a Bolus

## for the t:slim X2 Insulin Pump



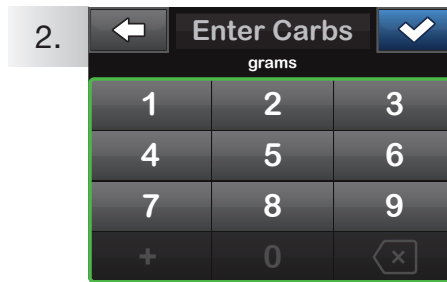
The instructions below are provided as a reference tool for caregivers who are already familiar with the use of an insulin pump and with insulin therapy in general. Not all screens are shown. For more detailed information on the operation of your Tandem insulin pump, please refer to its user guide.



1.

Tap **0 grams** to enter the carbs for your bolus.

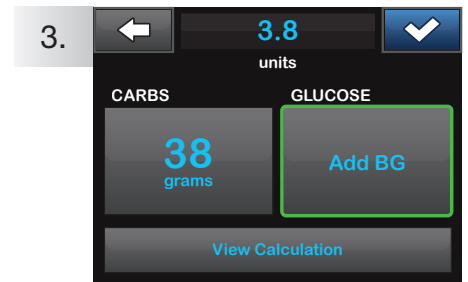
**NOTE:** If this area reads “units,” the carb feature is turned off in the active profile.



2.

Enter desired value. Be sure “grams” is displayed above keypad for food boluses.

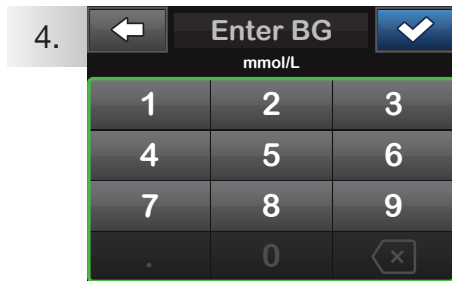
Tap **✓** to continue.



3.

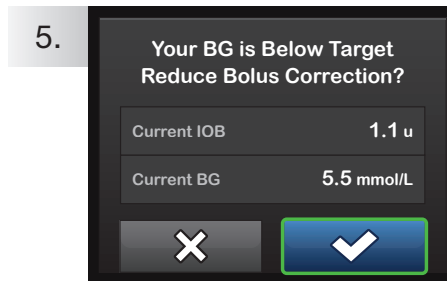
Tap **Add BG** to enter your blood glucose (BG).

**NOTE:** If you have a CGM session active, and if there is both a CGM value and a CGM trend arrow available on the CGM Home Screen, your glucose value is autopopulated in the GLUCOSE field.



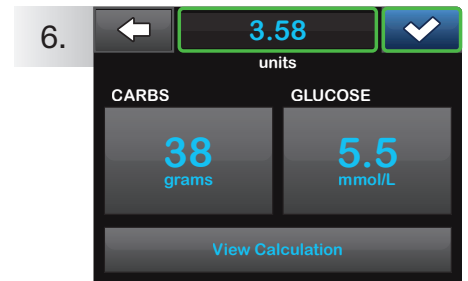
4.

Enter desired value. Be sure “mmol/L” is displayed above keypad when entering BG values.



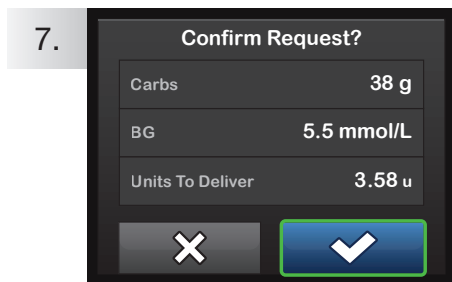
5.

If a BG is entered that is below the target, but above or 3.9 mmol/L, you will be offered the option to reduce the bolus amount. To accept that reduction tap **✓**; otherwise, tap **X**.



6.

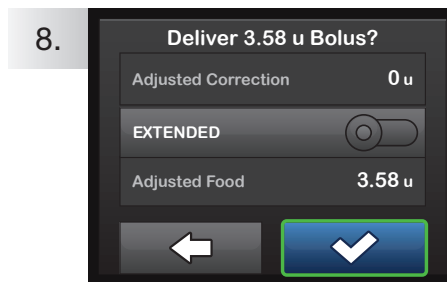
Tap **✓** to continue. Tap the calculated units value to manually adjust recommended dose.



7.

Verify the dose and tap **✓** to confirm.

**NOTE:** Calculations above are based on preset insulin-to-carb ratios and correction factors, which may be set in Personal Profiles.



8.

Tap **✓** to deliver the food bolus immediately.

The BOLUS INITIATED screen will appear to confirm delivery has started.



9.

To cancel the undelivered portion of the bolus, tap **X** next to BOLUS on the Home Screen, then tap **✓** to confirm cancelled bolus.



**TANDEM**  
DIABETES CARE

24/7 Technical Support  
0508 634 103



**t:simulator** App

A demo as simple as our pumps!



© 2019 Tandem Diabetes Care, Inc. All rights reserved. Tandem insulin pumps are intended for the subcutaneous delivery of Humalog or NovoRapid/NovoLog U-100 insulin, at set and variable rates, for the management of diabetes mellitus in persons requiring insulin. The t:slim X2™ insulin pump is approved for individuals 6 years of age and older. For important safety information, please visit [www.tandemdiabetes.com/safetyinfo](http://www.tandemdiabetes.com/safetyinfo). Tandem Diabetes Care is a trademark of Tandem Diabetes Care, Inc., registered in the U.S. and other countries. t:slim X2 is a trademark of Tandem Diabetes Care, Inc. Apple and the Apple logo are trademarks of Apple Inc., registered in the United States and other countries. App Store is a service mark of Apple Inc. Google Play and the Google Play logo are trademarks of Google LLC. Tandem is distributed in New Zealand by NZMS Diabetes, 2a Fisher Crescent, Mt Wellington, Auckland 1060. Ph: 09 259 4062 . April 2020 NZDI\_TAN\_009\_B

For more information on NZMS Diabetes product range, please contact us on  
**0800 500 226** or at [nzms@nzms.co.nz](mailto:nzms@nzms.co.nz)  
[nzmsdiabetes.co.nz](http://nzmsdiabetes.co.nz)

