

GETTING STARTED WITH THE GLOOKO® DIABETES MANAGEMENT SOLUTION




Using Your Smartphone OR Computer

- 1 Create account at **join.glooko.com** on your computer (Mac or PC), or scan QR code provided if using your phone OR simply accept the email invitation from your clinic.
Alternatively, download the free Glooko app on your smartphone
Note: The device uploader software is only available via computer browser
- 2 Ensure correct details are entered in the mandatory fields.
Option to add your clinic's ProConnect code via the Account option in the Settings menu OR if using the phone app navigate to Profile > ProConnect > + Care Team > Code
Note: Remember to check your junk email
- 3 Download the Glooko Uploader via your **computer**.
Settings > Scroll to Apps and Devices > Glooko Uploader
- 4 Upload your pump data via your computer
Note: The device uploader software is only available via computer browser
- 5 Ensure when uploading that you use the cable which came shipped with the device and allow a moment for your computer to recognise cable drivers prior to connecting your device

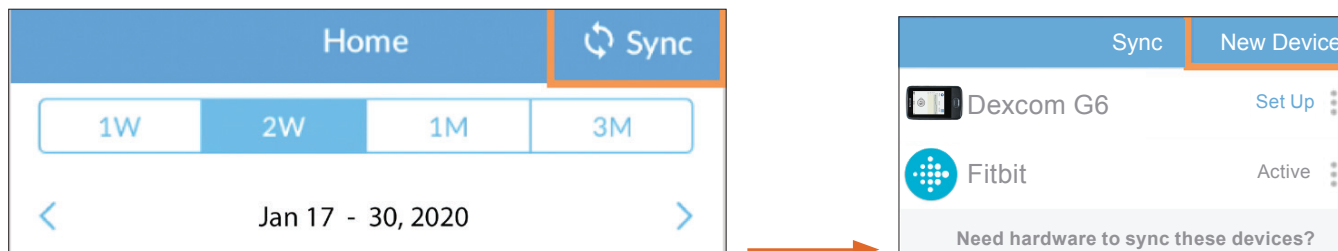


Scan QR code or visit
join.glooko.com to
download.

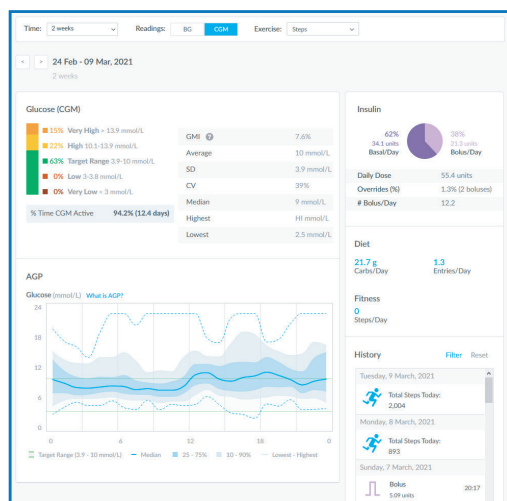


Connecting Your Additional Devices From Your Smartphone

You can set up your CGM by going to the Sync menu (upper right hand corner from Home Screen) > New Device (iOS) or Add Device (Android) > Select the appropriate device (Dexcom G7/G6 or fitness and health devices) > Select your meter from the list and tap Done.



If you are unable to upload at home



- 1 Provide your healthcare care team with your full name, date of birth, and email address
- 2 You will need to accept the email invite from Glooko to connect with your healthcare care team
- 3 Easily upload glucose meter, CGM and insulin pump data anytime at the Glooko station in your clinic

0508 634 103
diabetes@nzms.co.nz

nzmsdiabetes.co.nz



Always read the label and follow the directions for use. Read the warnings available on nzmsdiabetes.co.nz/resources before purchasing. Consult your healthcare professional to see which product is right for you. References: *Detailed compatibility can be found at glooko.com/compatibility. To contact Glooko directly, visit glooko.com/int or email support@diasend.com. © Dexcom and Dexcom G6 are registered trademarks of Dexcom, Inc. in the United States and/or other countries. © 2023 Tandem Diabetes Care, Inc. All rights reserved. Tandem Diabetes Care, Control-IQ, and t:slim X2 are registered trademarks or trademarks of Tandem Diabetes Care, Inc. Distributed in New Zealand by NZMS (2A Fisher Crescent Mt. Wellington, Auckland 1060 New Zealand). NZMS is a Dexcom company. NZDI_DIA_009 July 2023