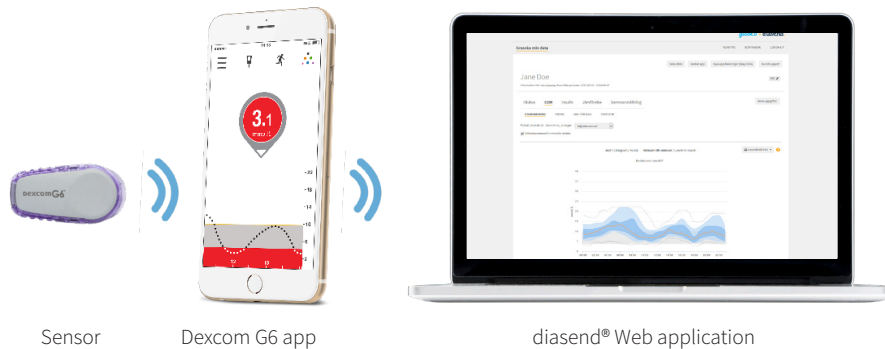


How to connect your Dexcom G6 app with diasend[®]

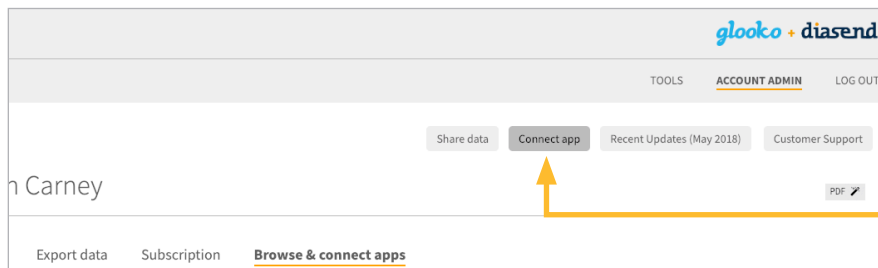
Synchronise your Dexcom data seamlessly into your diasend[®] account

Requirements:

- a diasend[®] Personal account.
- a compatible Android or Apple smartphone with the Dexcom G6 app.



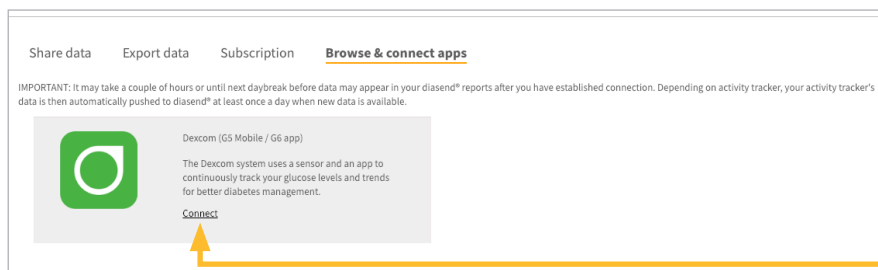
1



Log into your diasend[®] Personal account and click on the button Connect app.

Connect app

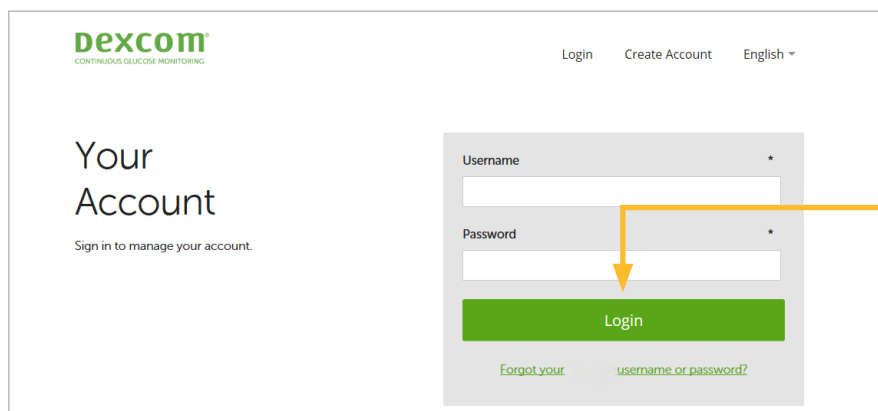
2



Click on the Connect link for Dexcom.

Connect

3



Sign in with your Dexcom username and password to authorise and add the Dexcom G6 app to your diasend[®] Personal account.

This software does not provide any medical advice and should not be used for that purpose. Consult your healthcare professional for any clinical advice and to see if this product is right for you.

For more information on diasend by Glooko, please contact us on **09 259 4062** or at diabetes@nzms.co.nz

nzmsdiabetes.co.nz  