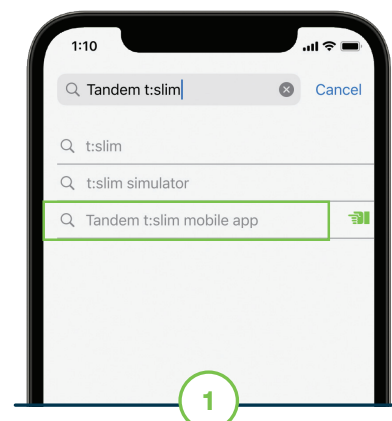




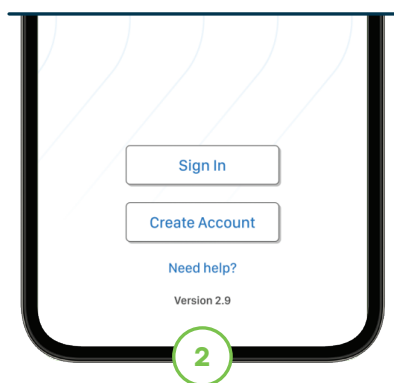
After the pairing process is complete, pump data are automatically uploaded to the Tandem Source platform.*



■ Note: These instructions are provided as a reference tool for pump users and caregivers who are already familiar with the use of an insulin pump and with insulin therapy in general. Not all screens are shown. For more detailed information on the operation of the t:slim X2 pump, please refer to its user guide.



In Google Play or the App Store on a compatible smartphone, search for “Tandem t:slim” and install the Tandem t:slim mobile app.



Open the Tandem t:slim mobile app and sign in with existing credentials or create an account.



From the Home screen, tap **OPTIONS**.

■ Note: Pairing the t:slim X2 insulin pump with a compatible smartphone via Bluetooth® technology is required for the pump to properly communicate with the mobile app.



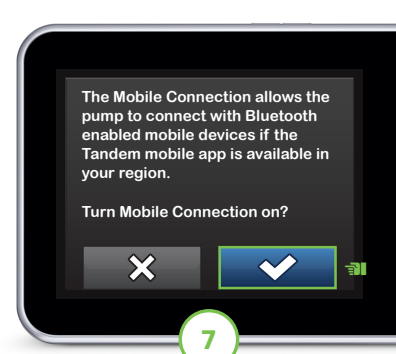
Tap the down arrow and then tap **Device Settings**.



Tap **Bluetooth Settings**.

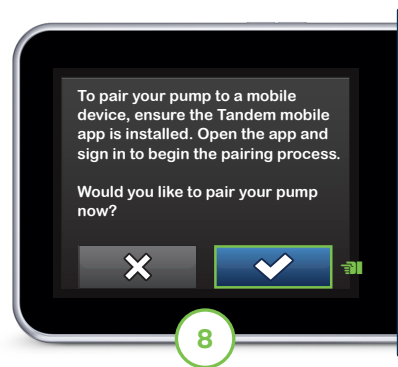


Tap the toggle on.




Tap to continue.

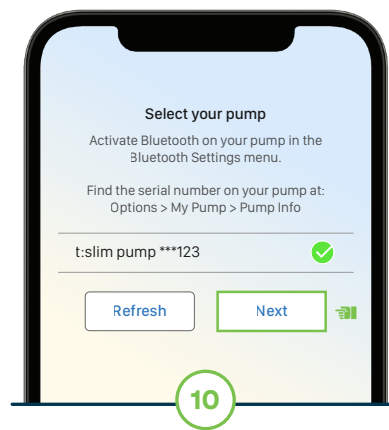
The **CONNECTION ON** screen is displayed.



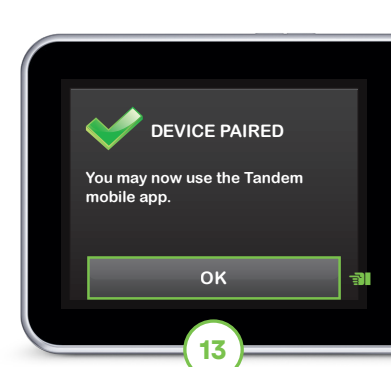
A confirmation screen will appear to confirm pairing. Tap **Yes** to continue.




Select **Begin** and then **OK** on the confirmation screen.



Select the radio button next to the pump and tap **Next**.



A confirmation screen will appear on the pump. Tap **OK** to continue.



Press **Sync pump data** to import recent data from the insulin pump.



Once the Tandem t:slim mobile app displays the pump data, it is now ready for viewing.

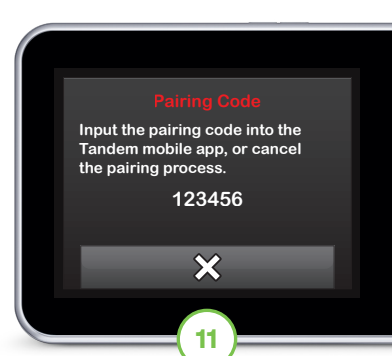


Pump Tip: Only one smartphone and Tandem t:slim mobile app account may pair with the pump. The pump is designed to deny any unauthorised connections.


Pairing the Mobile App (continued)



The pairing code is only valid for five minutes. If the code expires, the pairing process must be restarted.



A unique pairing code will automatically be generated. **DO NOT** press **Cancel** as this will cancel the process.



On the mobile app, enter the pairing code and tap **Pair with pump**.

Note: The 16-character code is case sensitive and must be entered exactly as displayed.

Smartphone Setup

- ✓ Always turn Zoom Mode off when using the mobile app. If on, rely on the insulin pump for all therapy decisions.
- ✓ Always turn on notifications and disable battery optimisation to receive pump alerts, alarms, and notifications on the paired smartphone
- ✓ Enable smartphone security (e.g., screen lock, passcode, face recognition) before administering a bolus from the app†



App Tip: The Tandem t:slim mobile app must run in the background in order to receive and transmit data to and from the pump, as well as to Tandem Source.*



† Smart device sold separately.

Important Safety Information: The t:slim X2 insulin pump is intended for the subcutaneous delivery of insulin, at set and variable rates, for the management of diabetes mellitus in persons requiring insulin. The pump is able to reliably and securely communicate with compatible, digitally connected devices.

Control-IQ technology is intended for use with a compatible continuous glucose monitor (CGM) and the t:slim X2 insulin pump to automatically increase, decrease, and suspend delivery of basal insulin based on CGM readings and predicted glucose values. It can also deliver correction boluses when the glucose value is predicted to exceed a predefined threshold. The pump is indicated for use in persons six years of age and greater who require a total daily insulin dose of at least 10 units and who weigh at least 25 kilograms. The pump is intended for single patient use. Refer to the User Guide for a list of compatible insulins.

WARNING: Control-IQ technology should not be used by anyone under the age of 6 years old. It should also not be used in users who require less than 10 units of insulin per day or who weigh less than 25 kilograms.

The System is not indicated for use in pregnant women, people on dialysis, or critically ill users. Do not use the System if using hydroxyurea. Users of the pump and the System must: be willing and able to use the insulin pump, CGM, and all other system components in accordance with their respective instructions for use; test blood glucose levels as recommended by their healthcare provider; demonstrate adequate carb-counting skills; maintain sufficient diabetes self-care skills; see healthcare provider(s) regularly; and have adequate vision and/or hearing to recognise all functions of the pump, including alerts, alarms, and reminders. The t:slim X2 pump must be removed before MRI, CT, or diathermy treatment. Visit tandemdiabetes.com/safetyinfo for additional important safety information.

The information on the Tandem t:slim mobile app display may not be identical to the current status of your pump. Wireless uploads from the Tandem t:slim mobile app to the cloud-based Tandem Source platform require a compatible phone and an internet or wireless data connection. Uploads to the Tandem Source platform do not take place in real time and should not be relied upon by healthcare providers or caregivers for remote patient monitoring. Standard carrier data rates may apply.

Tandem t:slim mobile app: The Tandem t:slim mobile app is intended to be a secondary display for compatible Tandem Diabetes Care insulin pumps and is capable of automatically uploading pump data it receives into the Tandem Source platform. The Tandem t:slim mobile app is not intended to control an insulin pump and is not intended to be a replacement for the information displayed on your insulin pump. Dosing decisions should not be made based on the secondary display device. The user should follow instructions on the continuous glucose monitoring system and insulin pump. This secondary display device is not intended to replace self-monitoring practices as advised by a physician.

The Tandem Source platform is intended for use by individuals with diabetes mellitus who use Tandem Diabetes Care insulin pumps, their caregivers, and their healthcare providers in home and clinical settings. The Tandem Source platform supports diabetes management through the display and analysis of information uploaded from Tandem insulin pumps.

0800 500 226
nz.diabetes@dexcom.com

nzmsdiabetes.co.nz



TANDEM
Diabetes Care



a Dexcom company

Always read the label and follow the directions for use. Read the warnings available on nzmsdiabetes.co.nz/resources before purchasing. Consult your healthcare professional to see which product is right for you. Tandem t:slim X2 insulin pump with Control-IQ technology is a continuous delivery of insulin through a subcutaneously applied infusion set. The algorithm will adjust insulin delivery according to the predicted glucose when used with a compatible CGM. * Uploads to the Tandem Source platform do not take place in real time and should not be relied upon by pump users, healthcare providers, or caregivers for remote patient monitoring. Standard carrier data rates may apply. † Bolus delivery from the Tandem t:slim mobile app requires a compatible smartphone model and operating system, an app update, a remote software update on the t:slim X2 insulin pump and additional training. ‡ Smart device sold separately. To view a list of compatible devices, visit amsldiabetes.com.au/mobile-compatibility. © 2025 Tandem Diabetes Care, Inc. All rights reserved. Tandem Diabetes Care, Control-IQ, and t:slim X2 are registered trademarks or trademarks of Tandem Diabetes Care, Inc. New Zealand Medical & Scientific Limited is a Dexcom company. 2A Fisher Crescent, Mount Wellington, Auckland 1060. ML-1014647_A NZDI_TAN_148 March 2025